

FMS SERIES

ULTRA-SMALL ELECTROMAGNETIC FLOW SENSOR

Economical small-diameter flow sensor for reliable low flow measurement with fast response time.



The remote indicator displays flow rate and total flow. Features include alarm relays and a large bright LED display.

APPLICATIONS

- Water
- Brine
- Lime Slurries
- Landfill Leachate
- Fertilization
- Chemical Injection
- Caustics
- Acids
- Polymers
- Admixture Batching

FMS SERIES FEATURES

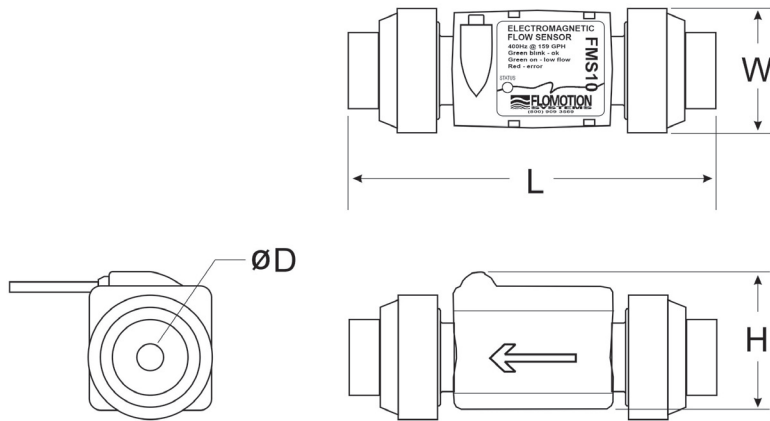
- Accuracy to $\pm 2.0\%$ of rate (steady flow)
- Compatible with pulsating flow pumps
- Flow range from 0.5 to 950 GPH
- Pressures to 150 PSI
- Volumetric flow rate measurement independent of fluid viscosity, density and temperature
- No moving parts for zero maintenance
- LED status indicator
- Empty Pipe Detection (standard)

INDICATOR/TOTALIZER SPECIFICATIONS

- NEMA 4X, IP65 Front
- Universal 85-265 VAC or 12/24 VDC Input Power
- Large Dual-Line 6-Digit Display, 0.60" & 0.46"
- Programmable Displays & Function Keys
- 2 or 4 Relays + Isolated 4-20 mA Output Options
- RS-232, RS-485 Serial Communication Options
- Modbus® RTU Communication Protocol Standard
- Display Rate & Total at the Same Time
- 9-Digit Totalizer with Total Overflow Feature
- Total Stored in Non-Volatile Memory
- Provides 24VDC power for FMS Series sensors.

Flow Range	0.5 to 950 GPH (50 to 90,000 ml/min)
Connection	Union with NPT, compression or socket inserts. PVC Standard, PTFE Optional.
Output	Pulse, Empty Pipe, Error, Alarm. NPN 20mA max.
Fluid	Minimum 15 μ S/cm conductivity
Wetted Materials	Configuration E: PEEK Body, Hastelloy C Electrodes, EPDM Elastomers Configuration F: PEEK Body, Titanium Electrodes, Viton (FKM) Elastomers
Fluid Temperature	32-104 °F (0 to 40°C)
Maximum Working Pressure	150 PSI @ 77°F
Sensor Enclosure	NEMA 4X
Sensor Power Requirements	24 VDC 100mA (+/- 10%)
Installation	Horizontal or Vertical (flowing up)
Accuracy (Pulse)	$\pm 2.0\%$ RS (100%~20% of the maximum working flow-rate (Qmax)) $\pm 0.4\%$ FS (20%~5% of the maximum working flow-rate (Qmax))
Sensor Weight (approx.)	7 oz. (FMS05, FMS10) 10.6 oz. (FMS20)

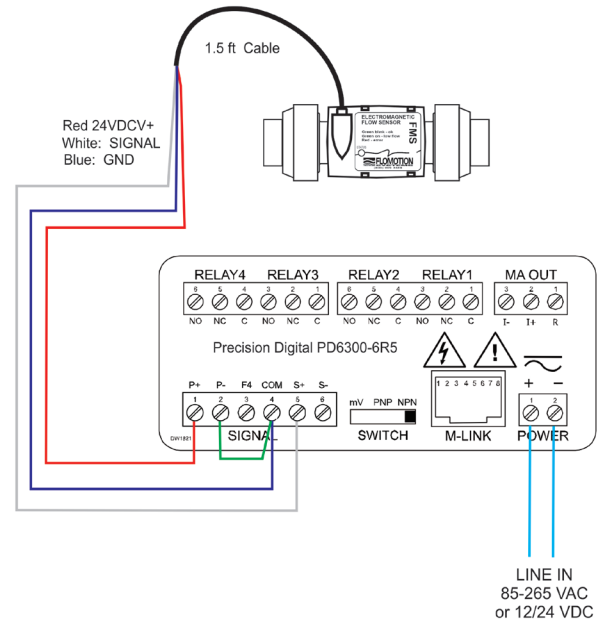
SENSOR DIMENSIONS



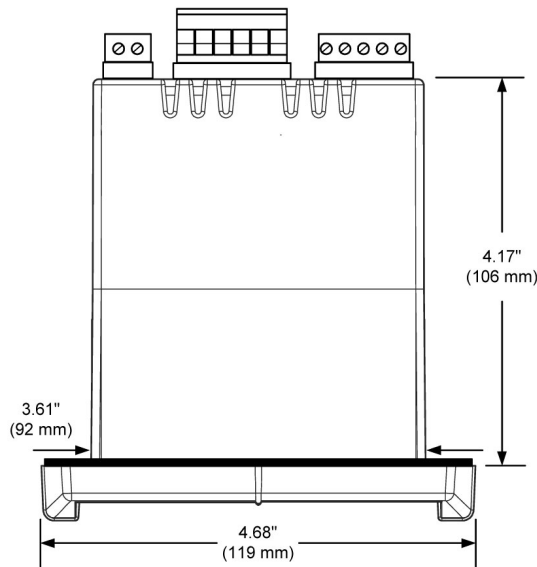
	FMS05	FMS10	FMS20
FLOW GPH	0.5 - 15.8	8 - 159	45 - 950
L**	5.55" (141mm)	5.55" (141mm)	6.73" (171mm)
W	1.89" (48mm)	1.89" (48mm)	2.36" (60mm)
H	2.01" (51mm)	2.09" (53mm)	2.52" (64mm)
ØD	0.205" (5.2mm)	0.394" (10mm)	0.787" (20mm)
Connection*	1/2" Union	1/2" Union	1" Union
K-Factor	91139.241	9056.604	1515.79

* NPT, compression or socket insert optional.
 ** Length (L) shown with NPT process connections

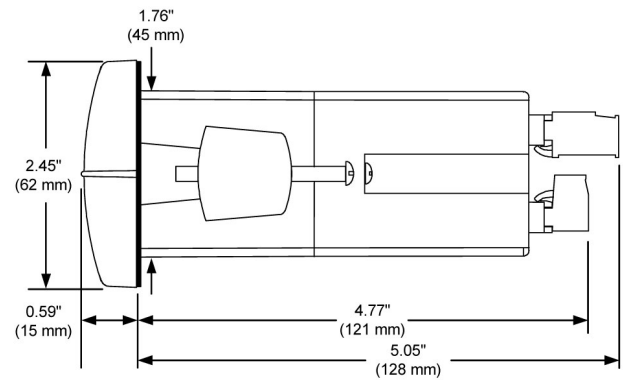
SENSOR WIRING



INDICATOR / TOTALIZER DIMENSIONS



Optional NEMA 4X wall mount enclosure available.



FLOMOTION SYSTEMS Inc.

3 North Main St.
 Middleport, NY 14105
 Tel: 716-691-3941
 Fax: 716-691-1253
 Email: info@fломotionsystems.com
 www.fломotionsystems.com

